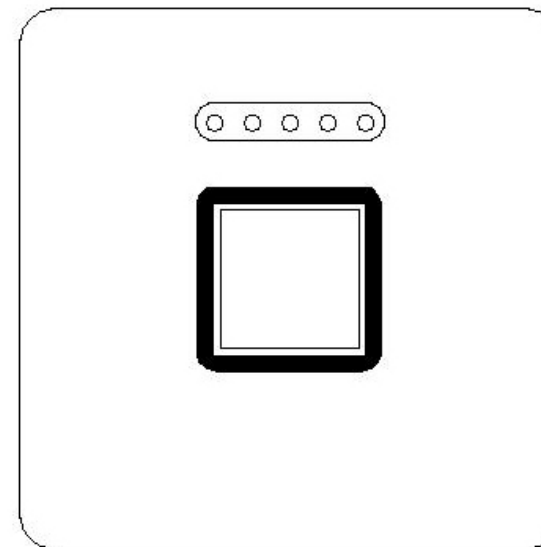


# Push Button Speed Controller



## Features

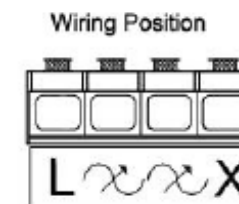
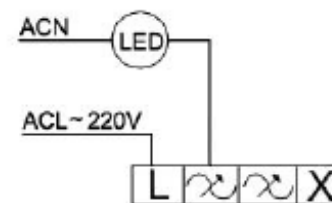
- 4-speed control available
- LED light indicator
- Easy-to-install design to fit into standard wall box
- ABS-V0 flame retardant material



ISH-703

## Specification & Wiring Diagram

Voltage/Frequency	220-240V~50/60Hz
Input power of applied appliances	150W
Operation environment	20-90% RH, -20°C to 40°C
Wall box dimension	75 x 75 x 50 mm
Mounting hole spacing	60mm
Wall mount unit dimension / weight	86 x 86 x 43 mm / 81g
Product weight	72g



## IMS International Ltd.

Unit 1, 39/F., Cable TV Tower, 9 Hoi Shing Road, Tsuen Wan, N.T., Hong Kong.

Tel : +(852) 2881 8011 Fax : +(852) 2894 8682 Web : www.imasu.com, Email : sales@imasu.com

- *Specification is subject to change without prior notice due to continuous product improvement*